



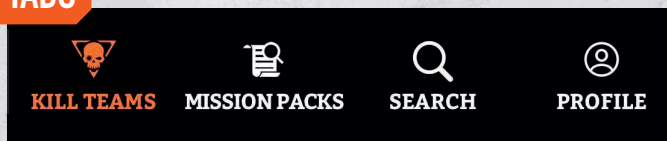
# KILL TEAM: THE APP USER GUIDE

UPDATE 1.0

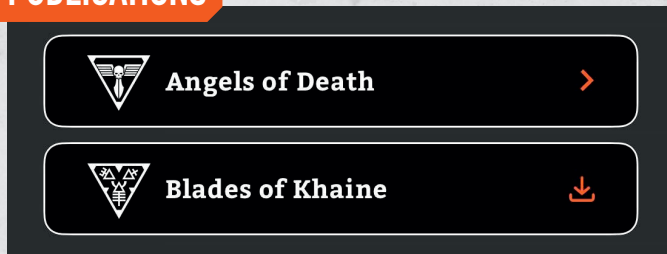
Welcome to the Kill Team app user guide. We will keep this document up to date as the app is updated.

When navigating the app the tiers are described as follows:

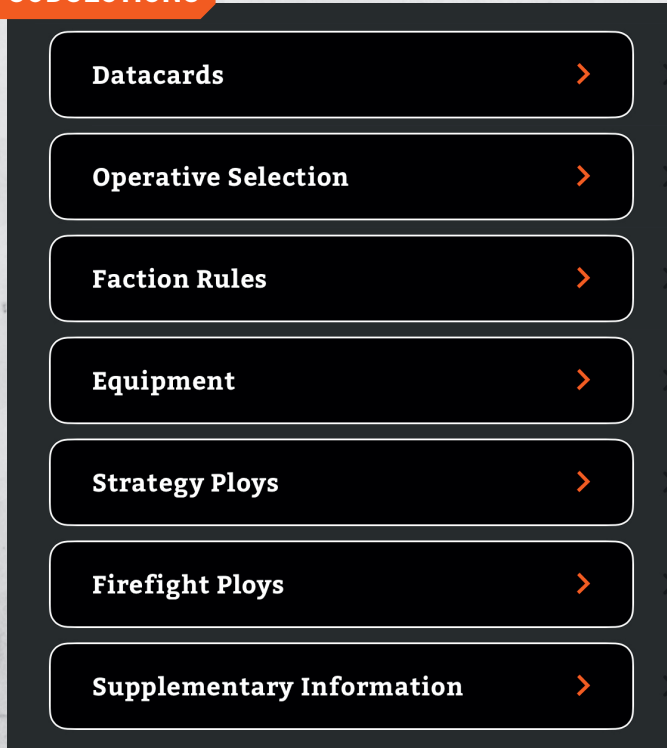
## TABS



## PUBLICATIONS



## SUBSECTIONS



The Kill Team app is separated into multiple tabs:

## KILL TEAMS

Contains the Core Rules update log, the Lite Rules and all of the team rules.

## MISSION PACKS

Contains the seasonally grouped mission packs.

## SEARCH

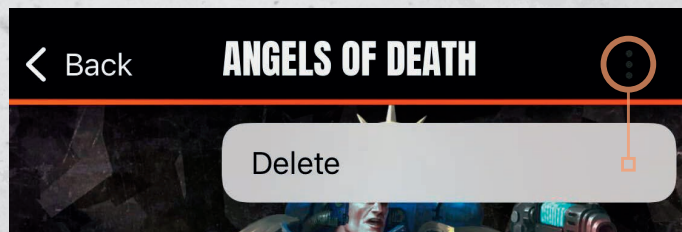
The search function allows you to search all your downloaded publications on the app for a particular term and provides you with a list of results. Select a result and you will be taken to that subsection (e.g. Angels of Death Equipment.)

## PROFILE

Contains legal information, your log in portal and the Report a Problem button which allows you to get in touch with the app team. The default language is based on your device's language settings, so the app will automatically match with that language if available. The available languages are: English, Chinese, French, German, Italian, Japanese and Spanish.

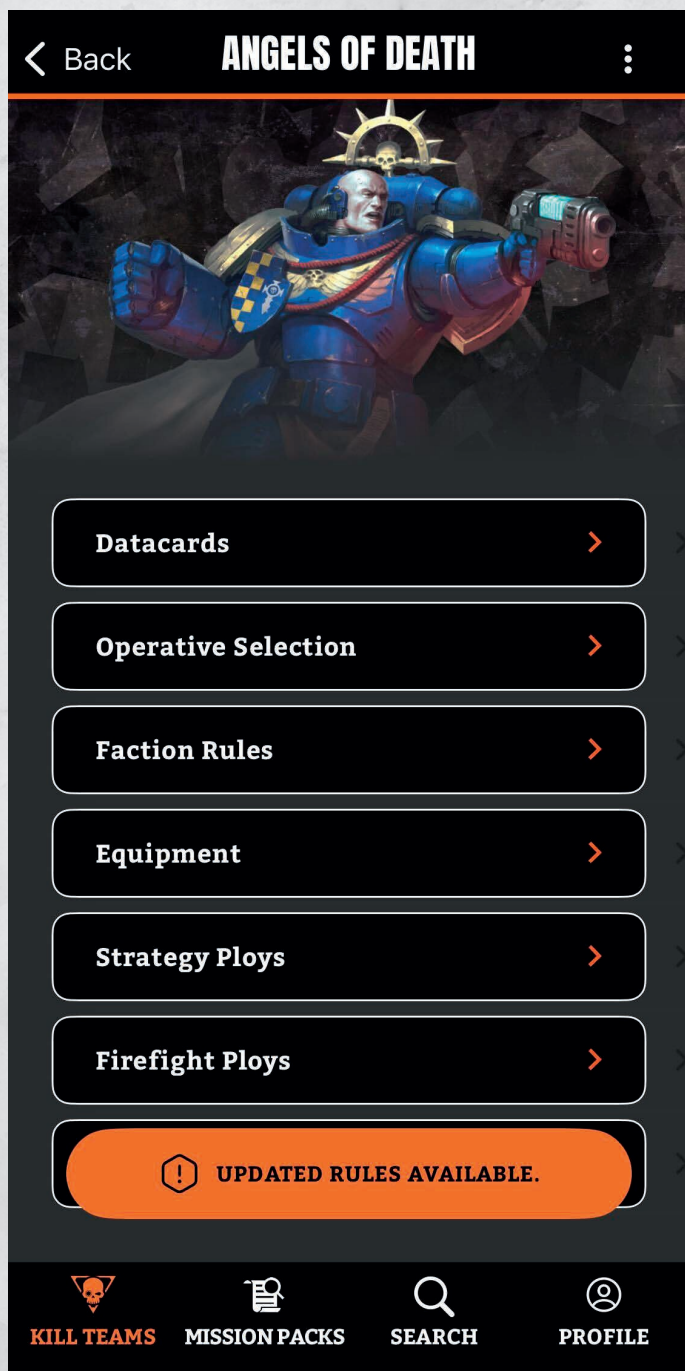
## DELETING PUBLICATIONS

You can choose to delete a publication while in it by clicking the three dots as seen below.



## UPDATES

The Kill Team app is the primary source of Kill Team rules, which will be updated directly as required. The app will also need to be updated occasionally, so if you're looking for new teams or rules updates, check if there is an update available for the app itself. In the app, when a new version of a team is ready you will be provided with a prompt like the one shown below.



## TEAM RULES & MISSION PACK PUBLICATIONS

When looking at a selected publication, you will find self explanatory subsections. It's useful to note that:

- **Datacards** can be viewed in landscape mode.
- In **Operative Selection**, the team's archetypes are displayed under the team name on the first page.
- In **Faction Rules**, the team's marker/token guide is on the last page. Note that some teams, like Angels of Death, have no token sheet.
- In **Equipment**, you will find universal equipment after the team's faction equipment.
- In **Supplementary Information**, you will find the team's update log, lore on the operatives in that kill team, and team selection pages with labelled operatives and weapons (helpful when building and selecting your team).

## SUBSECTIONS

When inside a subsection (e.g. Datacards) you will see the following images on the top right.



**Search Icon:** You can use this to search that document for a particular term. Select a result and you will be taken to that page.



**Share Icon:** You can use this to share or print that particular subsection.



**Tile Display Icon:** You can use this to activate a tile display to quickly navigate larger subsections.

## CLASSIFIED

We have now added a Classified toggle. If you toggle this on you will only be shown the Classified kill teams. Please read the Approved Ops Tournament Companion for more information on the Classified format.

